

PDS-100

PERSONAL DIGITAL SCALE

LANAFORM®

HEALTH

PDS-110 AS

PERSONAL DIGITAL SCALE



ULTRAFINE 19 MM



6 MM TEMPERED GLASS



TIMELESS DESIGN



ANTI-SLIP COATING



LARGE BACKLIT LCD



ULTRAFINE 19 MM



6 MM TEMPERED GLASS



TIMELESS DESIGN

DESIGNED WITH **PASSION**

Stylish and uncluttered, PDS-100 and PDS-110^{AS} are inspired by the work of true design artisans.

With their elegant timeless aesthetic design endowed with originality, these two new bathroom scales provide a touch of subtle refinement to any kind of decor.

MANUFACTURED WITH **PRECISION**




PDS-100 and PDS-110^{AS} are manufactured with precision and care from a **tempered glass panel 6 mm thick**. In the event of a major shock, this type of material will shatter into little pieces that are not sharp. The ultimate in safety glass, its composition is up to **5 times more resistant to shock** than ordinary glass of the same thickness, negating almost any risk of breakage under normal use.

With an **ultra-slim profile** (19mm), these bathroom scales fit perfectly into an interior and are easily stored. Their **large LCD screen displays** information clearly and visibly. PDS-110^{AS} is highly legible due to its **backlit screen** and its **large figures** (40mm). ▶

PDS-110^{AS} has been designed with a non-slip coating for safe use. ▼



COMPARE **PDS-100 & PDS-110^{AS}** NEW ARRIVALS TO THE RANGE OF **LANAFORM** BATHROOM SCALES

	Model	Sizes	Coulour	Unit	Max Weight
	PDS-110 ^{AS}	300 x 300 x 19 mm	Anthracite Grey	kg · lb · st	180 kg 400 lb
	PDS-100	300 x 300 x 19 mm	White & Transparent	kg · lb · st	180 kg 400 lb
	Electronic Scale XL	302 x 302 x 17 mm	Multi	kg · lb	150 kg 330 lb
	Electronic Scale	300 x 210 x 41 mm	White Green or Rose	kg · lb	180 kg 400 lb

TIPS FOR A GOOD MEASUREMENT

You should ideally weigh yourself each week, on the same day of the week and at the same time (ideally in the morning, on an empty stomach, naked or in your underwear and having been to the toilet) in order to monitor any change with far greater accuracy and consistency.

Place your feet on each side so they are level and symmetrical, making sure that your weight is distributed equally over your two legs. When looking at the screen, lower only your head so as not to make the figures on the counter swing.

Advice: do not weigh yourself during periods usually associated with slight weight gains. This is particularly the case during the menstrual cycle.



PDS-100, details on the tempered glass profile



PDS-110 AS, details on the backlit screen and its very large figures

Scaling	Glass	Screen	Batteries	Automatic Switch-Off	Battery & Weight Warnings
100g 0.2lb	Toughened Non-Sliped	LCD (92x53mm) Backlit	CR2032 (x2, included)	Yes	Yes
100g 0.2lb	Toughened	LCD (74x30mm)	CR2032 (x1, included)	Yes	Yes
100g 0.2lb	Toughened	LCD (74x40mm)	CR2032 (x1, included)	Yes	Yes
100g 0.2lb	Toughened	LCD (71x25mm)	AAA 1,5V (x4)	Yes	Yes

PDS-100

LA090305



Master Box Dimensions
33.2 x 32.5 x 27.8 cm



Master Box Weight
14.0 kg



Colour Boxes / Master Box
8



Colour Box Dimensions
31.3 x 31.3 x 3.2 cm



Colour Box Weight
1.7 kg



Battery (Supplied)
1x CR2032

PDS-110 AS

LA090306



Master Box Dimensions
34.5 x 23.5 x 35.0 cm



Master Box Weight
11.5 kg



Colour Boxes / Master Box
6



Colour Box Dimensions
32.7 x 33.0 x 3.5 cm



Colour Box Weight
1.8 kg



Batteries (Supplied)
2x CR2032