


LANAFORM

BEAUTY

Nail Lamp

UV AND LED NAIL DRYER



UV GEL



LED GEL



FOR USE ON FINGERNAILS
AND TOENAILS






TIMER

Nail Lamp

UV AND LED NAIL DRYER



	Technology	Functions	Type of polish	Timer	Power
 Nail Lamp	UV and LED	LED/UV light	UV and LED gel	30, 60 or 99 seconds	15 LEDs 24 watts
 Nail Dryer	UV	UV light	UV gel	120 seconds or unlimited	4x9 Watts UV Tubes
 Pretty Nails	UV and fan	UV light; Fan; UV light and fan	UV gel and normal polish	90 or 120 seconds or unlimited	4x9 Watts UV Tubes

Reference : LA130513



Master Box dimensions
44.5x40x38.5 cm



Master Box weight
9.7 kg



Colour Box dimensions
24 pcs



Color box size
21.5x12.8x9 cm



Colour Box weight
0.1 kg



Voltage/Power
DC24V 1.5A

LANAFORM

Rue de la Légende, 55 - 4141 Louveigné, Belgique Tel. : +32 (0)4 360 92 91 - Fax: +32 (0)4 360 97 23
www.lanaform.com - info@lanaform.com



Drying your nails is one of the most important things for protecting a perfect manicure and pedicure.



With its rounded design, the **NAIL LAMP** nail dryer ensures that the nails of your hands and your toenails will dry perfectly. With the **NAIL LAMP**, all you have to do is place the device above the area to be dried and select the timer function required to enjoy perfectly manicured or pedicured nails.

LED or UV gel ?

With the **NAIL LAMP**, you'll no longer need to watch what polish you should be using because the **NAIL LAMP** dries both LED and UV gel polish.



What is more, depending on the type of polish you use, you will be able to adjust the drying time with the built-in timer:

- To set a **LED gel polish**, we recommend that you choose a minimum drying time of **30 seconds**.
- To set a **UV gel polish**, we recommend that you choose a minimum drying time of at **least 60 seconds**.

Features :

- Dries UV and LED gel polish
- Easy-to-use rounded design
- Timer function: 30, 60 or 99 seconds
- Switches off automatically after 99 seconds



15 Leds - 24W



Timer LED : 30"
Timer UV : 60" - 90"



Hands & Feet

Did you know ?

With some gel polishes, you'll need to apply three different coats of gel polish: a base coat, the colour and a top coat. If you're in a hurry, use a 3-in-1 polish that only requires 2 coats of the same gel.

Our advice :

for an absolutely perfect manicure/pedicure, think about gently pushing your cuticles back with a wooden stick. Your nail polish application will simply be even more beautiful and your nails will look longer.

